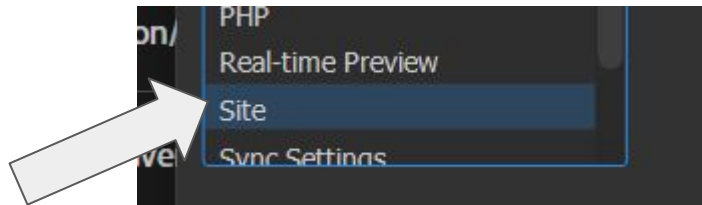
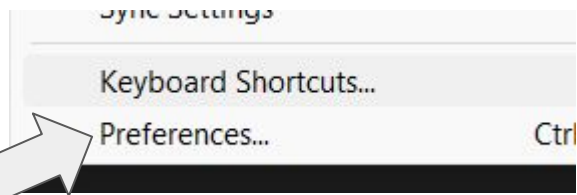
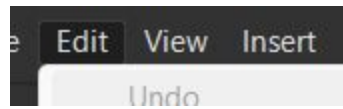
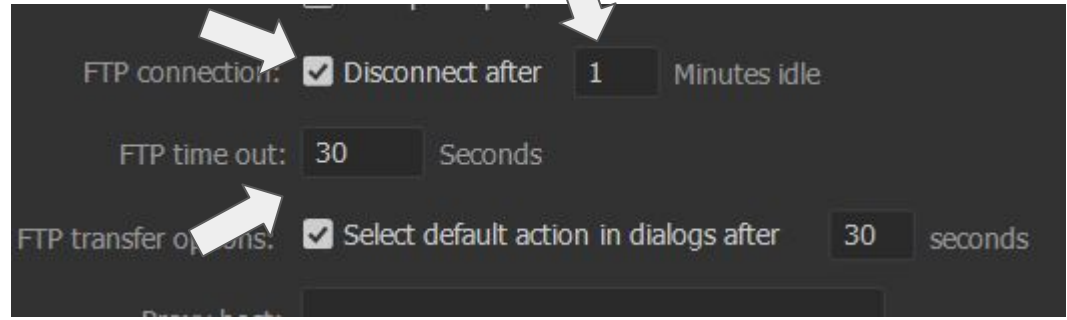


Part 1

Timeout Setting



Click on Edit > Preferences > Site
Make sure FTP disconnect is selected and set for 1 min
Make sure FTP timeout is set to 30 seconds



Part 2

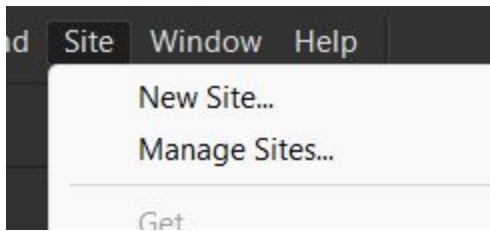
Set up your site on your computer

Sign in to Google Drive app

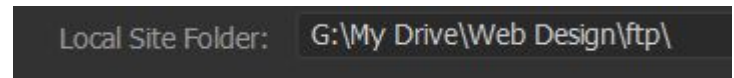
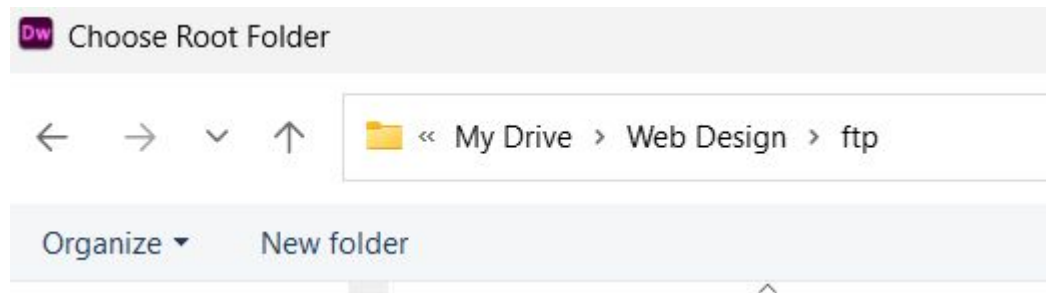
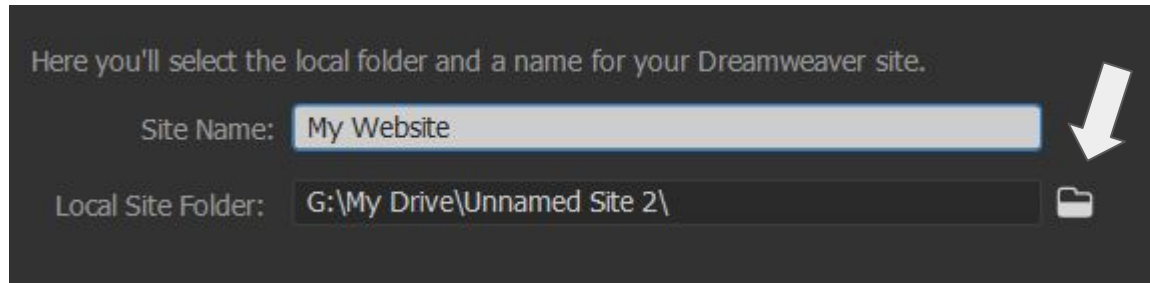
Search for Google Drive app

Sign in

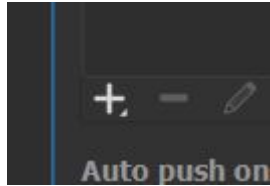




Set up Site:
Site > New Site
Site Name doesn't matter
IMPORTANT: Local Site Folder MUST be your
Google drive > Web Design (or this class) > FTP



- Site
- Servers
- > CSS Preprocessors
- > Advanced Settings



Basic Advanced

Server Name:

Connect using:

FTP Address:

Username:

Password: Save

Root Directory:

Web URL:

More Options

Use Passive FTP

from site setup, click Server, +
Server name doesn't matter
FTP Address: must be
teacherweaver.com
Username: Your username
with @teacherweaver.com
after
Password: Your password with
@ at end (word 123@)

More Options, make sure "Use
Passive FTP" is selected
ALWAYS press TEST before
save